

Turkey Tracks Quilt

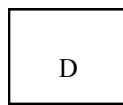
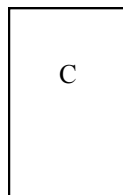
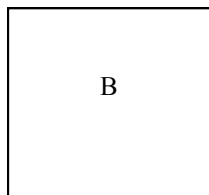
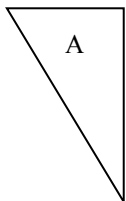


Quilt patterns were often named for things seen in nature. The Turkey Tracks pattern is fashioned after the tracks made by turkeys as seen to the right of the pattern above.

Children can make their own Turkey Track quilt block.

Suggestion #1: Reproduce the pattern above and let children color the gray areas.

Suggestion #2: Use the tangram pieces below to create the quilt. Give each child a pattern page and let them cut their own tangrams. Glue the pieces together to form the quilt pattern.



- A: Cut 32 total - 16 of each of two colors
- B: Cut 8 total - 4 of each of two colors
- C: Cut 8 - all out of the light color
- D: Cut 1 - out of the dark color